

R.W. CONKLINSTEEL

100% Melted & Manufactured in the USA

1-888-CONKLIN (266-5546)

www.conklinsteel.com




PIPE PILING POINTS

Specifications

A CASE STUDY: PILING POINTS

The New Hampshire Department of Transportation conducted a comprehensive H-pile point test in Rochester, NH on April 17-18, 2008. The test involved driving and pulling a total of fifteen 12" x 53" H-piles. There were three control piles driven without pile points, and twelve piles driven with four different H-pile points (three piles for each design). Our 12" Hard-Bite Model 77600-B-30 65/35 was used for this test. All the piles were driven utilizing a pile driving monitoring device.



When all three control piles were pulled, it showed they sustained significant damage, even though the monitoring device registered no damage to the piles while driving. Also, one H-pile with another company's piling point attached, resulted in total pile failure. However, all three piles with our pile points attached, completely protected the piles even under the most extreme driving stresses.

Over the past 50 years, APF H-pile points have been independently tested and also tested by various state and federal agencies proving their effectiveness to protect the pile while driving and provide a sound undamaged pile.

- ✓ Damage, which has occurred during pile driving, often cannot be detected from the surface.
- ✓ If you are driving H-piles, we have a point that can save you trouble, time, and money.
- ✓ Having no bad piles means avoiding re-designing and the costly interruption even one rejected pile can create. Protect the dependability of the installation, as well as the owner and contractor in controlling costs.

PILING POINTS: FILL A NEEDED

*Piling Points
are a good
"Insurance
Policy"*

- ✓ Our rugged points will cut through difficult strata allowing deep seating of the pile.
- ✓ Pulling of test piles often leads to surprising evidence of unpredicted failures in unprotected piles and even those re-inforced by methods other than our steel points.
- ✓ Stresses permitted on steel have increased and design loads have become heavier, it is more essential than ever that every pile reach bearing depth in good condition.

R.W. CONKLINSTEEL

100% Melted & Manufactured in the USA

1-888-CONKLIN (266-5546)

www.conklinsteel.com



PIPE PILING POINTS

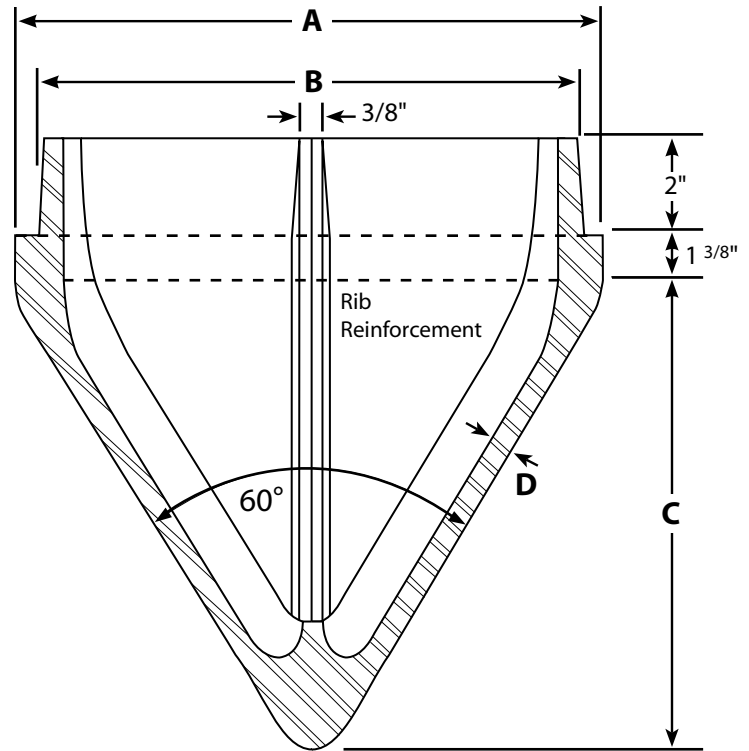
Specifications

CONICAL PILING POINT

P-13006 INSIDE FLANGE

Ribbed 60° Point

Conical points are used to help improve penetration and evenly distribute the load over the end of the pipe. A built-in weld prep makes point attachment easy and less time consuming.



	A	B	C	D
8 ⁵ / ₈	8 ³ / ₄ "	7 ¹ / ₂ "	7 ¹ / ₈ "	1/2"
9 ⁵ / ₈	9 ³ / ₄ "	7 ¹ / ₂ "	7 ¹ / ₈ "	1/2"
10 ³ / ₄	10 ⁷ / ₈ "	9 ³ / ₄ "	9"	1/2"
12	12 ¹ / ₈ "	11"	10 ³ / ₈ "	1/2"
12 ³ / ₄	12 ⁷ / ₈ "	11 ³ / ₄ "	10 ³ / ₄ "	1/2"
13 ³ / ₈	13 ¹ / ₂ "	11 ¹¹ / ₁₆ "	11 ³ / ₈ "	1/2"
14	14 ¹ / ₈ "	13"	11 ¹³ / ₁₆ "	9/16"
16	16 ¹ / ₈ "	15"	13 ¹ / ₂ "	9/16"
18	18 ¹ / ₈ "	17"	15 ¹ / ₄ "	5/8"
20	20 ¹ / ₈ "	19"	17"	5/8"
22	22 ¹ / ₈ "	21"	18 ⁷ / ₈ "	5/8"
24	24 ¹ / ₈ "	23"	20 ³ / ₈ "	5/8"

R.W. CONKLINSTEEL

100% Melted & Manufactured in the USA

1-888-CONKLIN (266-5546)

www.conklinsteel.com



PIPE PILING POINTS

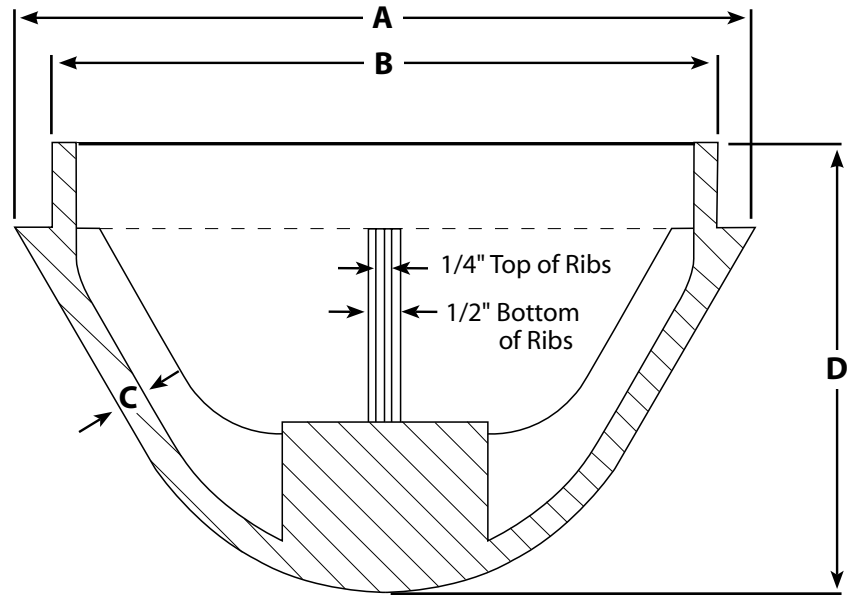
Specifications

CONICAL PILING POINT

P-14006 INSIDE FLANGE

Ribbed 60° Point

Conical points are used to help improve penetration and evenly distribute the load over the end of the pipe. A built-in weld prep makes point attachment easy and less time consuming.



		A	B	C	D
PIPE OUTSIDE DIAMETER	10 ³ / ₄	10 ⁷ / ₈ "	9 ⁷ / ₁₆ "	1/2"	6 ¹ / ₂ "
	12	12 ¹ / ₈ "	10 ⁷ / ₈ "	1/2"	7 ¹ / ₂ "
	12 ³ / ₄	12 ⁷ / ₈ "	11 ⁵ / ₈ "	1/2"	6 ¹ / ₂ "
	13 ³ / ₈	13 ¹ / ₂ "	11 ¹¹ / ₁₆ "	1/2"	6 ¹ / ₂ "
	14	14 ¹ / ₈ "	13"	1/2"	6 ¹ / ₂ "
	16	16"	14 ³ / ₄ "	1/2"	6 ¹ / ₂ "
	18	18 ¹ / ₈ "	17"	1/2"	6 ¹ / ₂ "